

## Sound Settings Reference Card

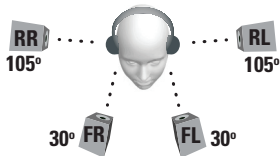
### Equalizer (EQ) Presets

Press the TONE button on the headset to cycle through the four EQ presets below.


1. Flat
2. Bass Boost
3. Treble Boost
4. Bass and Treble Boost

### Surround Sound Angles

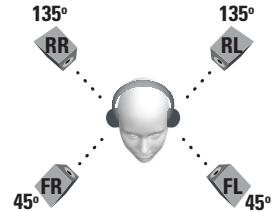
1. On the transmitter press SURROUND ON/OFF to turn ON the surround sound function.
2. Press the SURROUND ANGLES button on the transmitter to scroll through six (6) different presets (shown below).
3. The LED will blink in sequence to indicate which preset was selected.



- ① Front Angle; 30 degrees  
Rear Angle; 105 degrees



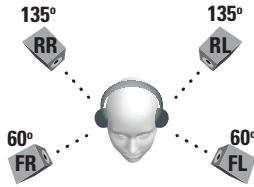
- ② Front Angle; 45 degrees  
Rear Angle; 120 degrees



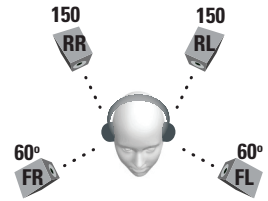
- ③ Front Angle; 45 degrees  
Rear Angle; 135 degrees



- ④ Front Angle; 60 degrees  
Rear Angle; 120 degrees



- ⑤ Front Angle; 60 degrees  
Rear Angle; 135 degrees



- ⑥ Front Angle; 60 degrees  
Rear Angle; 150 degrees